

Analysis of Vivaldi antenna etched with the circular patch and Complementary Split Ring Resonator slot

S. Sandhya Rani, K. K. Naik

Abstract: A Vivaldi antenna with circular patch and complementary split ring resonator (CSRR) slots etched has presented in this paper. The shape of the patch, defected ground structure, slots and feeding are considered to enhance the gain and bandwidth of proposed antenna. The triple frequency band operation over 5 GHz to 15 GHz frequency range with the return loss of -27.46, -11.23, and -13.61 dB at three operating frequencies 7.28GHz, 11.7 GHz and 14.44 GHz respectively are observed for the proposed design. The proposed Vivaldi antenna with slots can be used for satellite broadcasting applications.

Index Terms: Vivaldi antenna, bandwidth enhancement

I. INTRODUCTION

The Vivaldi antenna has drawn great attention from researchers, due to its ultra-wide band characteristics and can be applicable for all microwave systems. In the literature, several compact multi-band Microstrip Patch Antennas (MPA) with metamaterial structures and slots have been reported for various wireless communication applications such as Vehicular communication [1], a miniaturized implantable dual-band antenna for bio-medical applications at ISM band [2], dual circularly polarized metasurface antenna with artificial ground for dual band [3], a compact antenna with dual polarization for 5G Multi Input Multi Output application [4], a high gain and low profile antenna for improved AR bandwidth for Wimax have been reported in [5]. An ultra wide impedance bandwidth and Omni directional polarized Vivaldi antenna array [6], a compact Vivaldi antenna with band-notched capability with two circular SRR (Split Ring Resonator) structures for WiMax band [7], with high frequency selectivity by loading resonator structures [8] was proposed. Improvement in gain of antipodal Vivaldi antenna [9] and improvement of directivity by adding metal patches [10] was reported.

A multi-band antenna with defected ground structure for ultra wideband [11] and a CPW fed slot and defected ground structure antenna with triple frequency bands for ultra wide band (UWB) frequency range [12] was reported. A dual polarized triple-band y-shaped monopole antenna for wireless applications WLAN/WiMAX [13] was reported.

Over the last few years, several antenna designs have been proposed, to mitigate the directivity problem of Vivaldi

antenna. Hence, for enhancing the bandwidth, gain and return loss, etching method with complementary split ring

resonator (CSRR) slot is proposed to Vivaldi antenna for tri-band applications. By etching the CSRR slot we observed the triple resonant frequencies with good return loss, gain and bandwidth.

II. DESIGN METHODOLOGY FOR VIVALDI ANTENNA WITH CIRCULAR PATCH AND CSRR SLOT

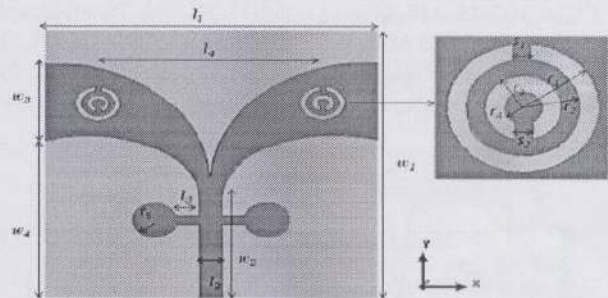


Fig. 1 Geometry of the CSRR slot circular patch Vivaldi antenna.

Vivaldi antenna with the circular patch and CSRR slot has shown in Fig. 1. The proposed antenna dimensions are $30 \times 32 \times 0.07 \text{ mm}^3$ with polyimide substrate having dielectric constant $\epsilon_r = 3.5$, loss tangent of 0.008 and thickness of 0.07mm. The partial ground plane is considered with dimensions of $5 \times 32 \text{ mm}^2$ at the center beneath the substrate as shown in Fig. 2. Two CSRR shaped slots are etched on the Vivaldi antenna with outer ring radii of r_1 and r_3 and inner radii of r_2 and r_4 respectively. Two circular stubs with radius of r_5 are attached to the microstrip feed line for impedance matching.

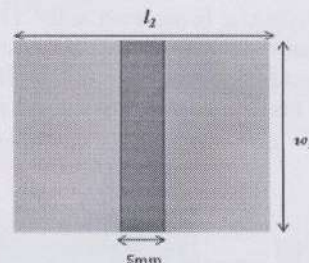


Fig. 2 Bottom view of the antenna with Partial ground plane.

Revised Manuscript Received on May 07, 2019.

S. Sandhya Rani, Department of ECE, Jayamukhi Institute of Technological Sciences, Narsampet, Warangal, Telangana, India

K. K. Naik, Department of ECE, KLEF, KL University, Guntur, Andhra Pradesh,

Table I. Antenna dimensions

Parameters	Values in (mm)	Parameters	Values in (mm)
l_1	30	w_4	19
w_1	32	r_1	2
l_2	2	r_2	1.5
w_2	12	r_3	1
l_3	2	r_4	0.5
w_3	2	r_5	2
l_4	20	s_1, s_2	0.5

III. RESULTS AND DISCUSSIONS

The CSRR slot Vivaldi antenna is designed with polyamide substrate having dielectric constant of $\epsilon_r=3.5$ and a height of 0.07 mm. The dimensions of the simulated antenna are given in Table -I. Simulated results of this antenna are shown from Fig 3 to Fig 6. Three operating frequencies are obtained at 7.28GHz, 11.7 GHz and 14.44 GHz frequencies with impedance bandwidths of (7.2-7.38GHz) 180 MHz, (11.66-11.73GHz) 70 MHz and (14.28-14.58) 300 MHz and return loss of -27.46dB, -11.23 dB and -13.61 dB respectively. The third operating frequency is observed more band width of 300 MHz compared to other frequencies.

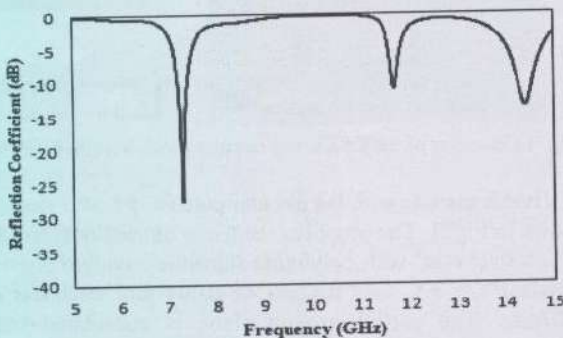


Fig. 2 Simulated Return Loss of the CSRR slot circular patch Vivaldi antenna

The surface current distributions of three operating frequencies are shown in fig. 4. The maximum current distribution of 71.76A/m is observed at the 11.7 GHz. The gain plots of the antenna are shown in fig 5. The gains of 3.13 dB, 3.63dB and 6.16 dB are obtained at 7.28 GHz, 11.7 GHz and 14.44 GHz frequencies respectively and it is observed that the maximum gain of 6.16 dB is obtained at 14.44 GHz frequency.



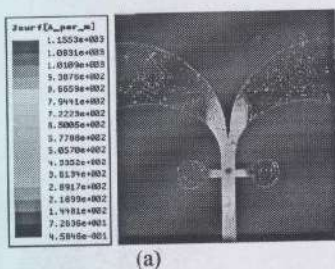
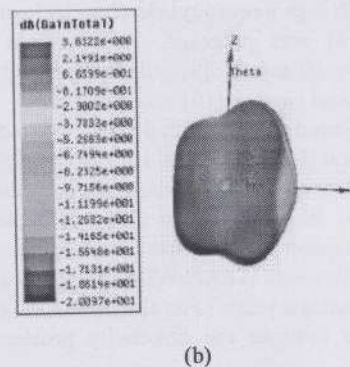
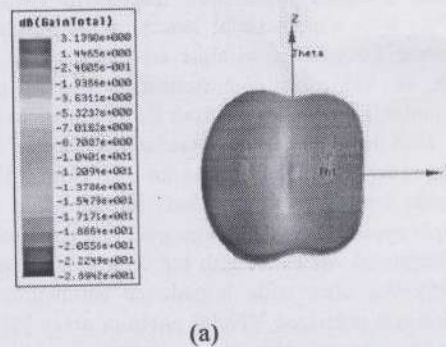


Fig. 4 The current distribution on the surface of the Vivaldi antenna at (a) 7.28GHz (b) 11.7GHz and (c) 14.44 GHz frequency

The normalized radiation patterns of the antenna for E-plane and H-plane at the three operating frequencies are shown in Fig 6. Nearly omnidirectional radiation patterns are observed in E-plane and butterfly shaped directional radiation patterns are observed in H-plane for all the three resonant frequencies.



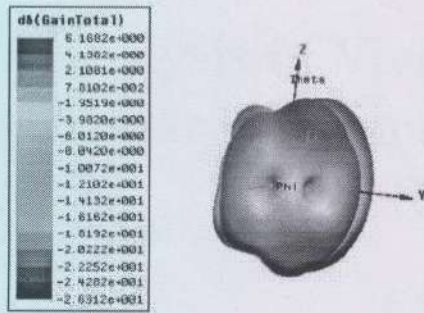


Fig. 5 Gain plot of the Vivaldi antenna at (a) 7.28 GHz, (b) 11.7GHz and (c) 14.44GHz frequency

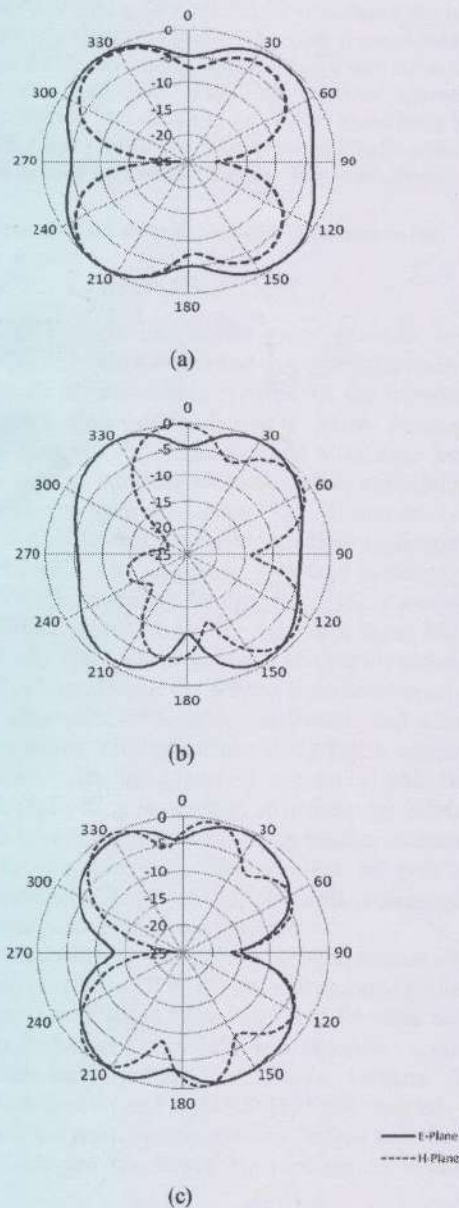


Fig. 6 E-Plane and H-Plane Radiation patterns of the Vivaldi antenna (a) 7.28GHz, (b) 11.7GHz and (c) 14.44GHz frequency

IV. CONCLUSION

The Vivaldi antenna has etched with the circular patch and CSRR slot method. Due to etching of CSRR slot on the radiating patch and adding the circular patches on either side of feed line, the gain and bandwidth of the antenna are enhanced moderately. Hence, the antenna can be very useful in satellite applications for broad banding purpose.

REFERENCES

1. Surendrakumar Painam and Chandramohan Bhuma, "Miniaturizing a Microstrip Antenna Using Metamaterials and Metasurfaces" [Antenna Application Corner], *IEEE Antennas and Propagation Magazine*, Vol. 61, no.1, pp. 91-135, 2019.
2. Farooq Faisal and Hyoungsook Yoo "A Miniaturized Novel-Shape Dual-Band Antenna for Implantable Applications," *IEEE Transactions on Antennas and Propagation*, Vol. 67, no.2, pp. 774 – 783, 2019.
3. Taiwei Yue, Zhi Hao Jiang, and Douglas H. Werner, "A Compact Metasurface-Enabled Dual-Band Dual-Circularly Polarized Antenna Loaded With Complementary Split Ring Resonators," *IEEE Transactions on Antennas and Propagation*, Vol. 67, no.2, pp. 794 – 803, 2019.
4. He Huang, Xiaoping Li and Yanming Liu, "A Low-Profile, Dual-Polarized Patch Antenna for 5G MIMO Application," *IEEE Trans. Antennas Propagat.*, Vol. 67, no. 2, pp. 1275 - 1279, 2019.
5. Zhong-Xun Liu, Lei Zhu, and Xiao Zhang, "A Low-Profile and High-Gain CP Patch Antenna With Improved AR Bandwidth Via Perturbed Ring Resonator," *IEEE Antennas and wireless Propag. Lett.*, Vol. 18, no. 2, pp. 397 – 401, 2019.
6. Hu Liu, Ying Liu and Shuxi Gong, "An ultra-wideband horizontally polarized omnidirectional connected vivaldi array antenna," 2016 International Symposium on Antennas and Propagation (ISAP), pp. 798 – 799, 2016.
7. Rabiaa Herzi, Moufida Bouslama, Lotfi Osman and Ali Gharsallah, "Design of a compact antipodal Vivaldi antenna with band-rejected characteristic," *2017 Mediterranean Microwave Symposium (MMS)*, pp. 1 – 4, 2017.
8. Yanhui Xu, Jianpeng Wang, Lei Ge, Xuedao Wang and Wen Wu, "Design of a Notched-Band Vivaldi Antenna With High Selectivity," *IEEE Antennas and Wireless Propag. Lett.*, Vol. 17, Issue 1, pp. 62 – 65, 2018.
9. Mehmet A. Belen, İlhan O. Evranos and Filiz Güneş, "Gain enhancement of antipodal vivaldi antenna," 26th Signal Processing and Communications Applications Conference (SIU), 2018.
10. Chong Gao, En Li, Yunpeng Zhang and Gaofeng Guo, "A directivity enhanced structure for the Vivaldi antenna using coupling patches," *Microwave and Optical Technology Letters*, Vol.60, no.2, 2018.
11. J. Gandhimohan, and T. Shanmuganatham, "Design of triple band CPW fed slot and top loaded DGS antennas for UWB range," *IEEE Applied Electromagnetics Conference (AEMC)*, pp. 1-2, 2017.
12. Minakshi, Abha Sharma, Sanjeev Yadav and Ruchi Paliwal, "A novel reconfigurable microstrip patch antenna for triple band wireless applications," *IEEE Applied Electromagnetics Conference (AEMC)*, pp. 1 – 2, 2017.
13. Ting Wu, Ming-Jun Wang, Xi-Zheng Ke and Jiao Wang, "A Triple-Band Monopole Antenna with Dual-Polarization Characteristics," *Progress in Electromagnetics Research Symposium (PIERS-Toyama)*, pp. 1831 – 1837, 2018.