

**JAYAMUKHI INSTITUTE OF TECHNOLOGICAL SCIENCES**  
**(An Autonomous Institution)**

**Report on Feedback System**

S.No	Feedback Type	Participated in Feedback	Percentage of Participation	Page Nos
1.	Student Feedback	1269	83.65	2-7
2.	Teacher Feedback	168	80.76	8-14
3.	Alumni Feedback	50	--	15
4.	Employer Feedback	10	--	16

*M. W.*  
**Principal**  
Jayamukhi Institute of Technological Sciences  
Narsampet, Warangal-506332.

**JAYAMUKHI INSTITUTE OF TECHNOLOGICAL SCIENCES**  
**(An Autonomous Institution)**  
**Summary of Student Feed back**  
**Academic Year 2020-21**

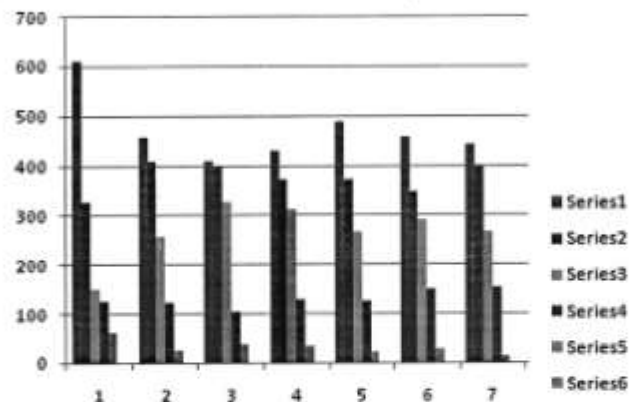
5 – Excellent 4- Very good 3-Good 2-Average 1- Poor

S.No	Key Indicator	5	4	3	2	1
1.	How do you rate the coverage of the curriculum in catering to your professional needs?	609	325	150	125	60
2.	How do you rate the relevance of the courses in the curriculum and its contents?	458	409	256	121	25
3.	How do you rate the relevance of the curriculum in relation to latest technology or emerging trends in the industry?	409	398	325	102	35
4.	How do you rate the coverage of the curriculum in catering to your professional needs?	428	372	309	128	32
5.	How do you rate the objectives stated and relevance to the course content?	487	370	265	126	21
6.	How do you rate the value added courses offered to you in the curriculum ?	458	256	230	148	26
7.	How do you rate the relevance of curriculum in carrier orientation?	441	398	266	152	12

Total No.of Students participated in the feedback = 1269

Percentage of students participated in the feedback = 83.65%

**Student Feedback Summary Chart : Academic Year 2020-21**



M. W  
Principal

**Principal**  
 Jayamukhi Institute of Technological Sciences  
 Narsampet, Warangal-506377

**JAYAMUKHI INSTITUTE OF TECHNOLOGICAL SCIENCES**  
**(An Autonomous Institution)**  
Summary of Student Feed back  
**Academic Year 2020-21**

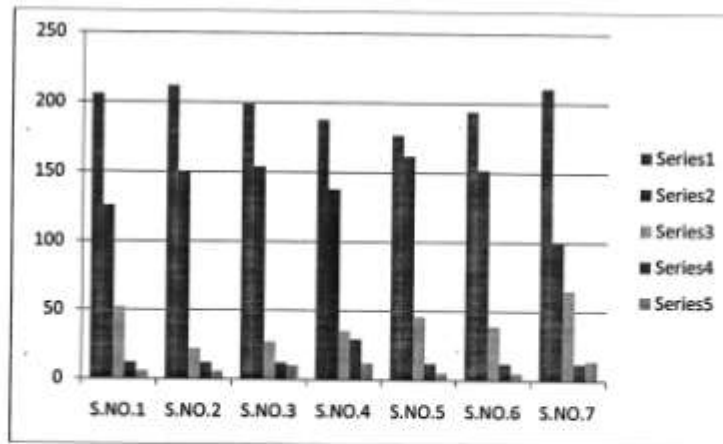
**B.Tech IV Year students Feedback**

5 – Excellent 4- Very good 3-Good 2-Average 1- Poor

S.No	Key Indicator	5	4	3	2	1
1.	How do you rate the coverage of the curriculum in catering to your professional needs?	206	126	52	12	06
2.	How do you rate the relevance of the courses in the curriculum and its contents?	212	150	22	05	06
3.	How do you rate the relevance of the curriculum in relation to latest technology or emerging trends in the industry?	199	154	27	12	05
4.	How do you rate the coverage of the curriculum in catering to your professional needs?	188	138	35	29	12
5.	How do you rate the objectives stated and relevance to the course content?	177	162	46	12	05
6.	How do you rate the value added courses offered to you in the curriculum ?	194	152	39	05	12
7.	How do you rate the relevance of curriculum in carrier orientation?	211	100	65	12	14

Total No.of Students participated in the feedback = 405

Percentage of students participated in the feedback = 88.23%



*M. W. S.*  
Principal

**Principal**  
 Jayamukhi Institute of Technological Sciences  
 Narsampet, Warangal-506332

**JAYAMUKHI INSTITUTE OF TECHNOLOGICAL SCIENCES**  
**(An Autonomous Institution)**  
**Summary of Student Feed back**  
**Academic Year 2020-21**

**B.Tech III Year students Feedback**

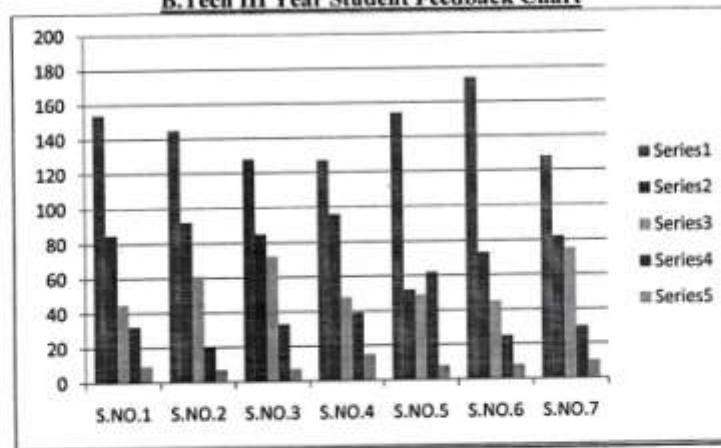
**5 – Excellent 4- Very good 3-Good 2-Average 1- Poor**

S.No	Key Indicator	5	4	3	2	1
1.	How do you rate the coverage of the curriculum in catering to your professional needs?	154	85	45	32	9
2.	How do you rate the relevance of the courses in the curriculum and its contents?	145	92	61	20	7
3.	How do you rate the relevance of the curriculum in relation to latest technology or emerging trends in the industry?	128	85	72	33	7
4.	How do you rate the coverage of the curriculum in catering to your professional needs?	127	96	48	39	15
5.	How do you rate the objectives stated and relevance to the course content?	154	52	49	62	8
6.	How do you rate the value added courses offered to you in the curriculum ?	174	73	45	25	8
7.	How do you rate the relevance of curriculum in carrier orientation?	128	82	75	30	10

Total No.of Students participated in the feedback = 325

Percentage of students participated in the feedback = 83.42%

**B.Tech III Year Student Feedback Chart**



  
Principal

**Principal**  
 Jayamukhi Institute of Technological Sciences  
 Narsampet, Warangal-508332.

**JAYAMUKHI INSTITUTE OF TECHNOLOGICAL SCIENCES**  
**(An Autonomous Institution)**  
**Summary of Student Feed back**  
**Academic Year 2020-21**

**B.Tech II Year students Feedback**

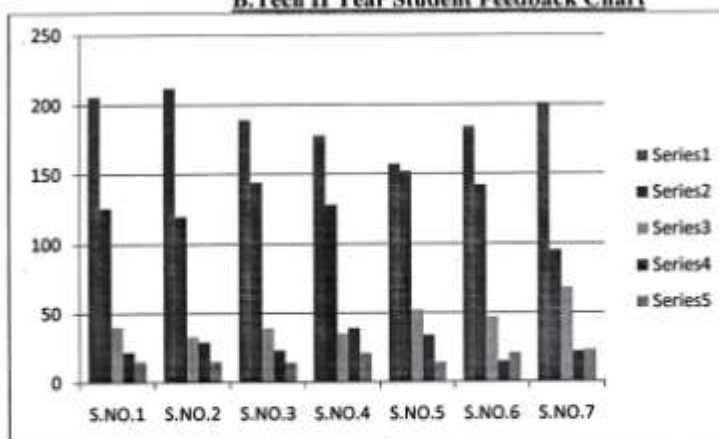
**5 – Excellent 4- Very good 3-Good 2-Average 1- Poor**

S.No	Key Indicator	5	4	3	2	1
1.	How do you rate the coverage of the curriculum in catering to your professional needs?	206	126	40	22	15
2.	How do you rate the relevance of the courses in the curriculum and its contents?	212	120	33	29	15
3.	How do you rate the relevance of the curriculum in relation to latest technology or emerging trends in the industry?	189	144	39	23	14
4.	How do you rate the coverage of the curriculum in catering to your professional needs?	178	128	35	39	21
5.	How do you rate the objectives stated and relevance to the course content?	157	152	52	34	14
6.	How do you rate the value added courses offered to you in the curriculum ?	184	142	47	15	21
7.	How do you rate the relevance of curriculum in carrier orientation?	201	95	68	22	23

Total No.of Students participated in the feedback = 409

Percentage of students participated in the feedback = 83.42%

**B.Tech II Year Student Feedback Chart**



*M. W.*  
Principal

**Principal**  
 Jayamukhi Institute of Technological Sciences  
 Narsampet, Warangal-506332.

**JAYAMUKHI INSTITUTE OF TECHNOLOGICAL SCIENCES**  
**(An Autonomous Institution)**  
Summary of Student Feed back  
**Academic Year 2020-21**

**B.Tech I Year students Feedback**

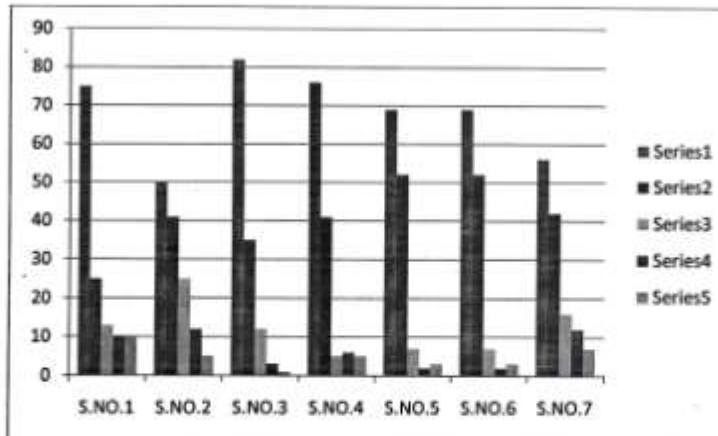
**5 – Excellent 4- Very good 3-Good 2-Average 1- Poor**

S.No	Key Indicator	5	4	3	2	1
1.	How do you rate the coverage of the curriculum in catering to your professional needs?	75	25	13	10	10
2.	How do you rate the relevance of the courses in the curriculum and its contents?	50	41	25	12	5
3.	How do you rate the relevance of the curriculum in relation to latest technology or emerging trends in the industry?	82	35	12	3	1
4.	How do you rate the coverage of the curriculum in catering to your professional needs?	76	41	5	6	5
5.	How do you rate the objectives stated and relevance to the course content?	69	52	7	2	3
6.	How do you rate the value added courses offered to you in the curriculum ?	69	52	7	2	3
7.	How do you rate the relevance of curriculum in carrier orientation?	56	42	16	12	7

Total No.of Students participated in the feedback = 133

Percentage of students participated in the feedback = 66.5%

**B.Tech I Year Student Feedback Chart**



*M. K.*  
Principal

**Principal**  
 Jayamukhi Institute of Technological Sciences  
 Narsampet, Warangal-506332.

**Major Suggestion/Comments given by students:**

1. Additional experiments to be added
2. Needs more competitive examination related topics in the syllabus
3. More number of value added programs need to be organized.
4. Need more CRT training programs
5. Conduct Quiz programs every week
6. Organize group discussion every fortnight
7. Tutorial classes for mathematical orientation subjects
8. Need more number of seminars to be organized in latest and advanced technologies
9. Conduct Technical fests.

M. W

Principal

**Principal**

Jayamukhi Institute of Technological Sciences  
Narsampet, Warangal-506332.

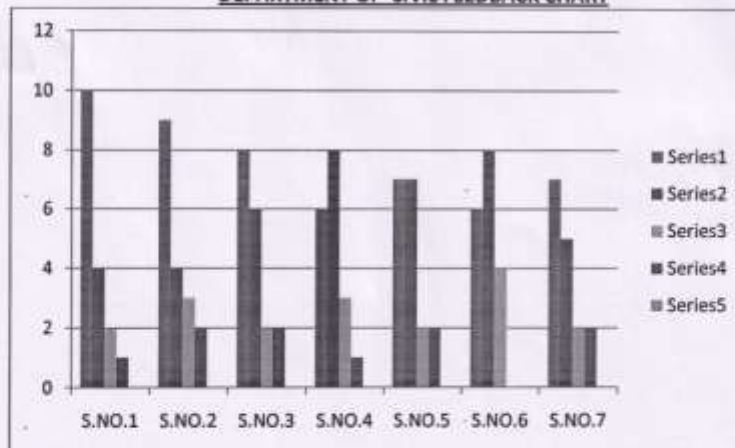
**JAYAMUKHI INSTITUTE OF TECHNOLOGICAL SCIENCES**  
**(An Autonomous Institution)**  
**Summary of Teacher Feed back**  
**Academic Year 2020-21**  
**Department of Civil Engineering**

5 – Excellent 4- Very good 3-Good 2-Average 1- Poor

S.No	Key Indicator	5	4	3	2	1
1.	How do you rate the coverage of the curriculum in catering to your professional needs?	10	4	2	1	0
2.	How do you rate the relevance of the courses in the curriculum in helping students to attain the program outcomes?	9	4	3	2	0
3.	How do you rate the relevance of the curriculum in relation to latest technology or emerging trends in the industry?	8	6	2	2	0
4.	How do you rate the relevance of the value added courses offered to the students in the curriculum?	6	8	3	1	0
5.	How do you rate the facilities for delivering the course content effectively?	7	7	2	2	0
6.	How do you rate the relevance of courses in curriculum in making student employable ?	6	8	4	0	0
7.	How do you rate the usefulness of training given to you for effective teaching?	7	5	2	2	0

Total number of Teachers participated in the feedback = 18  
 Percentage of Teachers participated in the feedback = 85.71%

**DEPARTMENT OF CIVIL FEEDBACK CHART**



*[Signature]*  
HOD-CIVIL

*M. K. S.*  
PRINCIPAL

**Principal**

Jayamukhi Institute of Technological Sciences  
 Narsampet, Warangal-506332.



**JAYAMUKHI INSTITUTE OF TECHNOLOGICAL SCIENCES**  
**(An Autonomous Institution)**  
**Summary of Teacher Feed back**  
**Academic Year 2020-21**  
**Department of Electrical and Electronics Engineering**

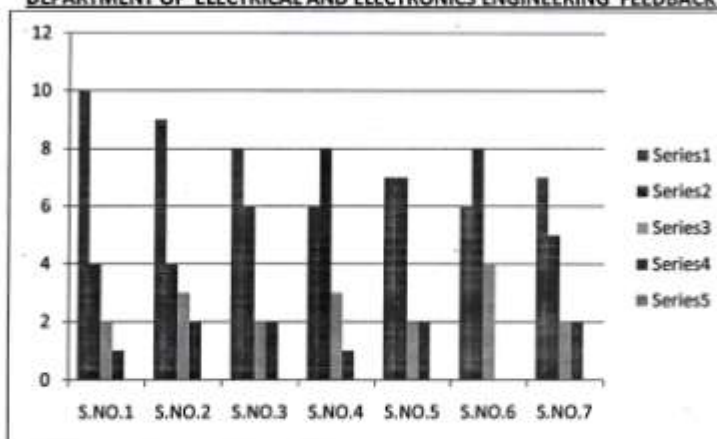
5 – Excellent 4- Very good 3-Good 2-Average 1- Poor

S.No	Key Indicator	5	4	3	2	1
1.	How do you rate the coverage of the curriculum in catering to your professional needs?	10	4	2	1	0
2.	How do you rate the relevance of the courses in the curriculum in helping students to attain the program outcomes?	9	4	3	2	0
3.	How do you rate the relevance of the curriculum in relation to latest technology or emerging trends in the industry?	8	6	2	2	0
4.	How do you rate the relevance of the value added courses offered to the students in the curriculum?	6	8	3	1	0
5.	How do you rate the facilities for delivering the course content effectively?	7	7	2	2	0
6.	How do you rate the relevance of courses in curriculum in making student employable ?	6	8	4	0	0
7.	How do you rate the usefulness of training given to you for effective teaching?	7	5	2	2	0

Total number of Teachers participated in the feedback = 18

Percentage of Teachers participated in the feedback = 85.71%

**DEPARTMENT OF ELECTRICAL AND ELECTRONICS ENGINEERING FEEDBACK CHART**



  
HOD-EEE

**Head of the Department**  
 Electrical and Electronics Engineering  
 JAYAMUKHI INSTITUTE OF TECHNOLOGICAL SCIENCES  
 Narsampet, Warangal (TS) - 506 332

  
PRINCIPAL

**Principal**  
 Jayamukhi Institute of Technological Sciences  
 Narsampet, Warangal-506332

**JAYAMUKHI INSTITUTE OF TECHNOLOGICAL SCIENCES**  
**(An Autonomous Institution)**  
**Summary of Teacher Feed back**  
**Academic Year 2020-21**  
**Department of Mechanical Engineering**

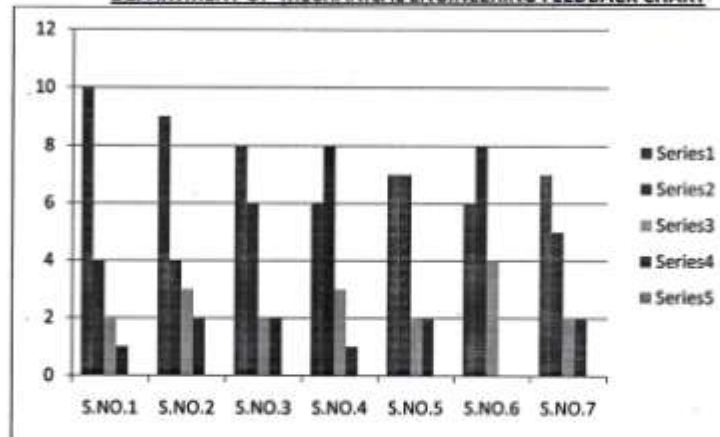
5 – Excellent 4- Very good 3-Good 2-Average 1- Poor

S.No	Key Indicator	5	4	3	2	1
1.	How do you rate the coverage of the curriculum in catering to your professional needs?	10	4	2	1	0
2.	How do you rate the relevance of the courses in the curriculum in helping students to attain the program outcomes?	9	4	3	2	0
3.	How do you rate the relevance of the curriculum in relation to latest technology or emerging trends in the industry?	8	6	2	2	0
4.	How do you rate the relevance of the value added courses offered to the students in the curriculum?	6	8	3	1	0
5.	How do you rate the facilities for delivering the course content effectively?	7	7	2	2	0
6.	How do you rate the relevance of courses in curriculum in making student employable ?	6	8	4	0	0
7.	How do you rate the usefulness of training given to you for effective teaching?	7	5	2	2	0

Total number of Teachers participated in the feedback = 18

Percentage of Teachers participated in the feedback = 85.71%

**DEPARTMENT OF MECHANICAL ENGINEERING FEEDBACK CHART**



*(Signature)*  
HOD-MECH

**Head of the Department**  
**Mechanical Engineering**  
**JAYAMUKHI INSTITUTE OF TECHNOLOGICAL SCIENCES**  
 Narsampet, Warangal (TS) - 506 332.

*(Signature)*  
**PRINCIPAL**  
**Principal**  
**Jayamukhi Institute of Technological Sciences**  
 Narsampet, Warangal-506

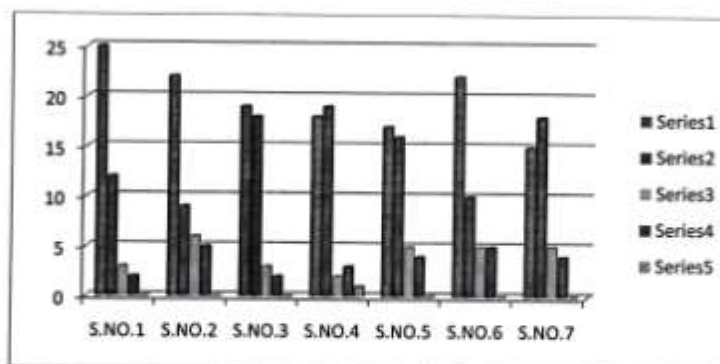
**JAYAMUKHI INSTITUTE OF TECHNOLOGICAL SCIENCES**  
**(An Autonomous Institution)**  
Summary of Teacher Feed back  
 Academic Year 2020-21  
 Department of Electronics and Communication Engineering

5 – Excellent 4- Very good 3-Good 2-Average 1- Poor

S.No	Key Indicator	5	4	3	2	1
8.	How do you rate the coverage of the curriculum in catering to your professional needs?	25	12	3	2	00
9.	How do you rate the relevance of the courses in the curriculum in helping students to attain the program outcomes?	22	09	6	5	00
10	How do you rate the relevance of the curriculum in relation to latest technology or emerging trends in the industry?	19	18	3	2	00
11	How do you rate the relevance of the value added courses offered to the students in the curriculum?	18	19	2	3	01
12	How do you rate the facilities for delivering the course content effectively?	17	16	5	4	00
13	How do you rate the relevance of courses in curriculum in making student employable ?	22	10	5	5	00
14	How do you rate the usefulness of training given to you for effective teaching?	15	18	5	4	00

Total number of Teachers participated in the feedback = 42  
 Percentage of Teachers participated in the feedback = 100%

**DEPARTMENT OF ECE FEEDBACK CHART**



  
 HOD-ECCE

**Head Of The Department**  
 Electronics & Communication Engineering  
 Jayamukhi Institute of Technological Sciences  
 Narsampet, Warangal.

  
 PRINCIPAL

**Principal**  
 Jayamukhi Institute of Technological Sciences  
 Narsampet, Warangal-506332.

## JAYAMUKHI INSTITUTE OF TECHNOLOGICAL SCIENCES

(An Autonomous Institution)

Summary of Teacher Feed back

Academic Year 2020-21

Department of Computer Science and Engineering

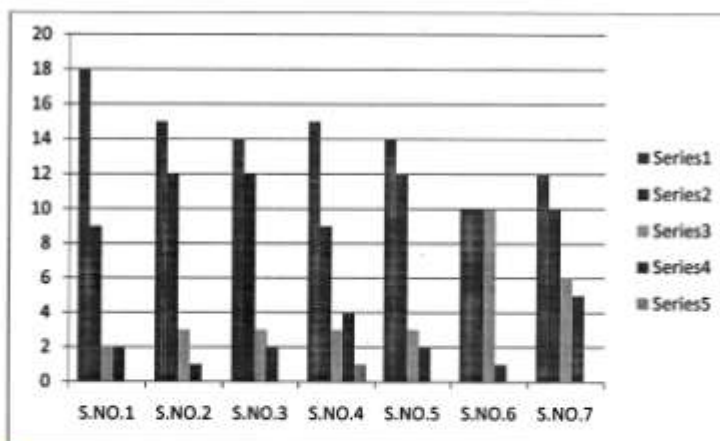
5 – Excellent 4- Very good 3-Good 2-Average 1- Poor

S.No	Key Indicator	5	4	3	2	1
1.	How do you rate the coverage of the curriculum in catering to your professional needs?	18	9	2	2	00
2.	How do you rate the relevance of the courses in the curriculum in helping students to attain the program outcomes?	15	12	3	1	00
3.	How do you rate the relevance of the curriculum in relation to latest technology or emerging trends in the industry?	14	12	3	2	00
4.	How do you rate the relevance of the value added courses offered to the students in the curriculum?	15	9	3	4	01
5.	How do you rate the facilities for delivering the course content effectively?	14	12	3	2	00
6.	How do you rate the relevance of courses in curriculum in making student employable ?	10	10	10	1	00
7.	How do you rate the usefulness of training given to you for effective teaching?	12	10	6	5	00

Total number of Teachers participated in the feedback = 31

Percentage of Teachers participated in the feedback = 100%

### DEPARTMENT OF ECE FEEDBACK CHART



HOD-CSE

*Head*

DEPT. OF COMPUTER SCIENCE & ENGINEERING  
Jayamukhi Institute of Technological Sciences  
Narsampet, WARANGAL-506332 (A.P.)  
Web : <http://www.jits.in>

PRINCIPAL

*Principal*

Jayamukhi Institute of Technological Sciences  
Narsampet, Warangal-506332

**JAYAMUKHI INSTITUTE OF TECHNOLOGICAL SCIENCES**  
**(An Autonomous Institution)**  
**Summary of Teacher Feed back**  
**Academic Year 2020-21**

**Department of Basic Sciences and Humanities**

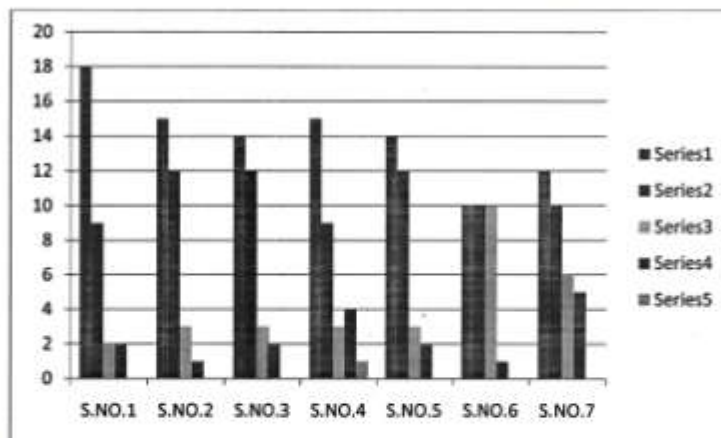
**5 – Excellent 4- Very good 3-Good 2-Average 1- Poor**

S.No	Key Indicator	5	4	3	2	1
1.	How do you rate the coverage of the curriculum in catering to your professional needs?	18	9	2	2	00
2.	How do you rate the relevance of the courses in the curriculum in helping students to attain the program outcomes?	15	12	3	1	00
3.	How do you rate the relevance of the curriculum in relation to latest technology or emerging trends in the industry?	14	12	3	2	00
4.	How do you rate the relevance of the value added courses offered to the students in the curriculum?	15	9	3	4	01
5.	How do you rate the facilities for delivering the course content effectively?	14	12	3	2	00
6.	How do you rate the relevance of courses in curriculum in making student employable ?	10	10	10	1	00
7.	How do you rate the usefulness of training given to you for effective teaching?	12	10	6	5	00

Total number of Teachers participated in the feedback = 31

Percentage of Teachers participated in the feedback = 100%

**DEPARTMENT OF BASIC SCIENCES AND HUMANITIES FEEDBACK CHART**



*R. S. H. P.*  
HOD-BSH

*M. K. S.*  
PRINCIPAL  
Principal  
Jayamukhi Institute of Technological Sciences  
Narasampet, Warangal-506313

**JAYAMUKHI INSTITUTE OF TECHNOLOGICAL SCIENCES**  
**(An Autonomous Institution)**  
**Summary of Teacher Feed back**  
**Academic Year 2020-21**  
**Department of MBA**

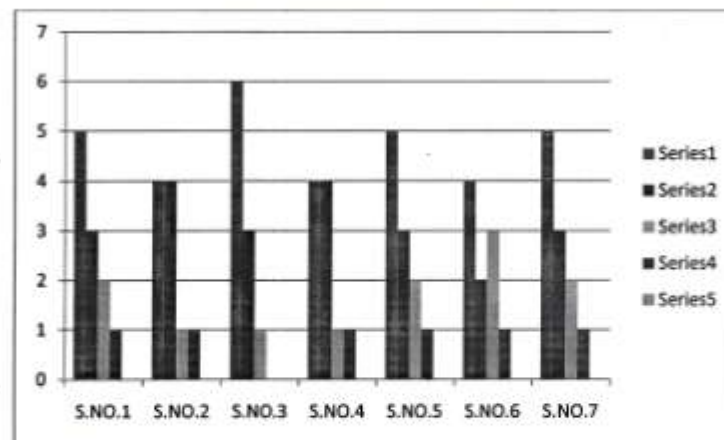
5 – Excellent 4- Very good 3-Good 2-Average 1- Poor

S.No	Key Indicator	5	4	3	2	1
1.	How do you rate the coverage of the curriculum in catering to your professional needs?	5	3	2	1	0
2.	How do you rate the relevance of the courses in the curriculum in helping students to attain the program outcomes?	4	4	1	1	0
3.	How do you rate the relevance of the curriculum in relation to latest technology or emerging trends in the industry?	6	3	1	0	0
4.	How do you rate the relevance of the value added courses offered to the students in the curriculum?	4	4	1	1	0
5.	How do you rate the facilities for delivering the course content effectively?	5	3	2	1	0
6.	How do you rate the relevance of courses in curriculum in making student employable ?	4	2	3	1	0
7.	How do you rate the usefulness of training given to you for effective teaching?	5	3	2	1	0

Total number of Teachers participated in the feedback = 10

Percentage of Teachers participated in the feedback = 100%

**DEPARTMENT OF MBA FEEDBACK CHART**



HOD-MBA

**Head of the Department**  
 Master of Business Administration  
 JAYAMUKHI INSTITUTE OF TECHNOLOGICAL SCIENCES  
 Narsampet, Warangal (TS) - 506 332.

PRINCIPAL

**Principal**  
 Jayamukhi Institute of Technological Sciences  
 Narsampet, Warangal (TS) - 506 332.

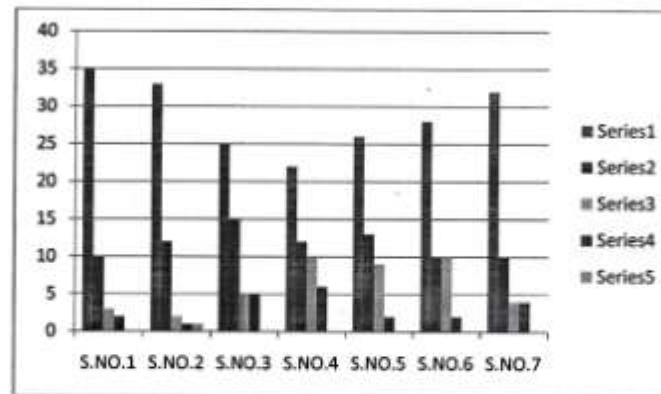
**JAYAMUKHI INSTITUTE OF TECHNOLOGICAL SCIENCES**  
**(An Autonomous Institution)**  
Summary of Alumni Feed back  
 Academic Year 2020-21

5 – Excellent 4- Very good 3-Good 2-Average 1- Poor

S.No	Key Indicator	5	4	3	2	1
1.	How do you rate the relevance of courses in curriculum in attaining the required skills competencies to your job?	35	10	3	2	0
2.	How do you rate the relevance of the courses in the curriculum and its contents?	33	12	2	1	1
3.	How do you rate the relevance of the curriculum in relation to latest technology or emerging trends in the industry?	25	15	5	5	0
4.	How do you rate the coverage of the curriculum in catering to your professional needs?	22	12	10	6	0
5.	How do you rate the objectives stated and relevance to the course content?	26	13	9	2	0
6.	How do you rate the value added courses offered to you in the curriculum in developing disposition in your carrier?	28	10	10	2	0
7.	How do you rate the relevance of curriculum in carrier orientation?	32	10	4	4	0

Total number of alumni participated in the feedback = 50

**ALUMNI FEEDBACK CHART**



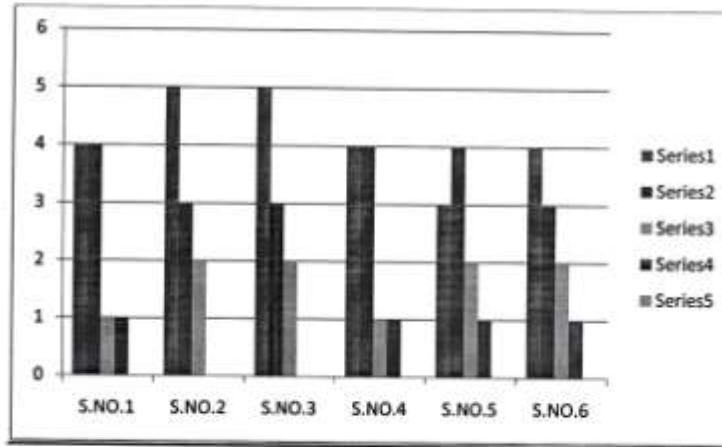
  
 PRINCIPAL  
**Principal**  
 Jayamukhi Institute of Technological Sciences  
 Narsampet, Warangal-506377

**JAYAMUKHI INSTITUTE OF TECHNOLOGICAL SCIENCES**  
**(An Autonomous Institution)**  
Summary of Employer Feed back  
 Academic Year 2020-21

5 – Excellent 4- Very good 3-Good 2-Average 1- Poor

S.No	Key Indicator	5	4	3	2	1
1.	How would you rate the current curriculum in relevant in developing the industry expected outcomes from the candidate?	4	4	1	1	0
2.	How do you rate the curriculum is relevant in developing a proactive attitude in the candidate?	5	3	2	0	0
3.	How do you rate the the current curriculum is relevant in addressing the needs/problems of the client groups?	5	3	2	0	0
4.	How would you rate the proficiency of our students working with you ?	4	4	1	1	0
5.	Skill Sets	3	4	2	1	0
6.	Competencies	4	3	2	1	0

Employer Feedback Chart



  
 Training and Placement Officer

  
 Principal  
 Jayamukhi Institute of Technological Sciences  
 Narsampet, Warangal-506022.